



FAQs for Wireless@SG

Where are the popular hotspots that I can access the Wireless@SG service?

The popular hotspots include public spaces like MRT stations, public libraries, country clubs, community centres, shopping malls and Hawkers Centers.

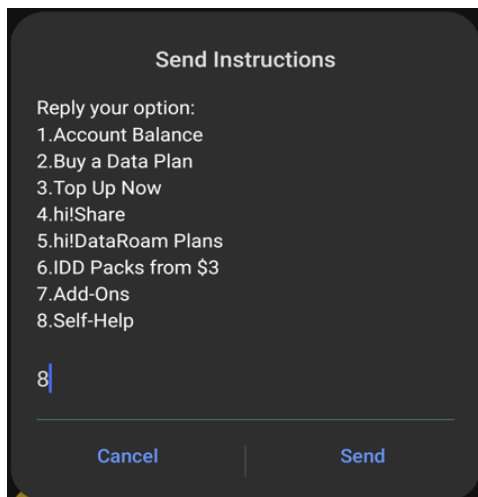
You can find the full list of hotspots [here](#).

How do I connect to the Wireless@SG network?

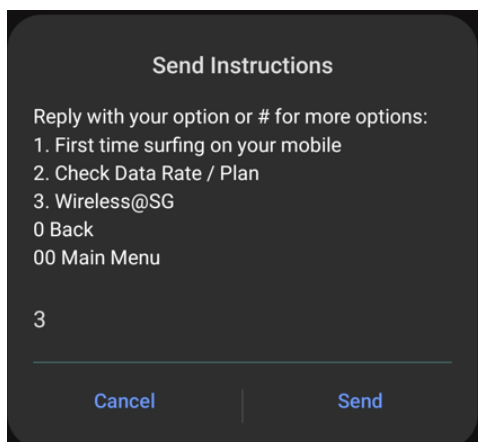
You need to download and install the [Wireless@SGx](#) app to setup your device or follow the guides for auto connection to the “Wireless@SGx” network. Once the setup is completed, your device will automatically connect to the Wireless@SGx network without the need for re-login.

For Singtel prepaid SIM card users, activate the Wireless@SG service through:

Step 1: On your mobile phone, dial *100# and select option 8 from the menu:

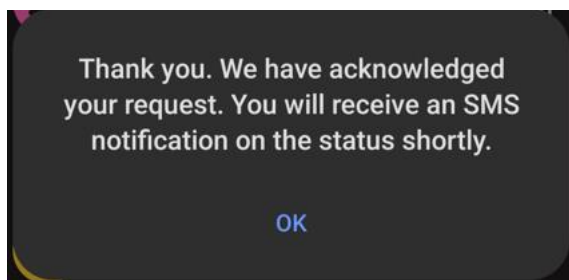
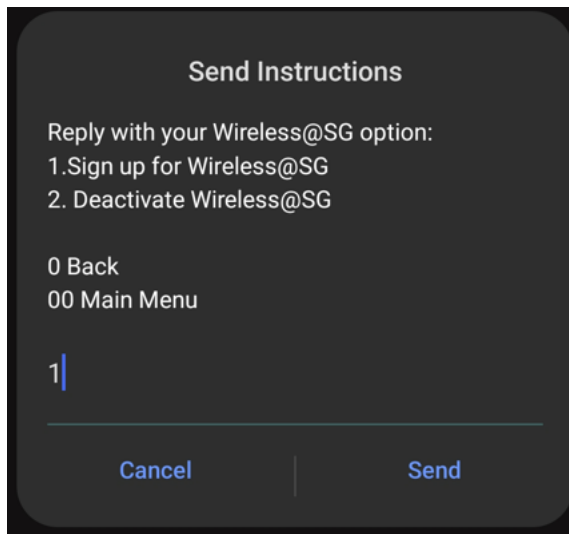


Step 2. Select option 3 for Wireless@SG:





Step 3. Select option 1 to Activate Wireless@SG.
Once done, you will then receive a notification:



How much do I pay for Wireless@SG service?

Wireless@SG service is FREE until further notice.

Where can I find more information about the service?

You can find more information at the [IMDA's website](#).